

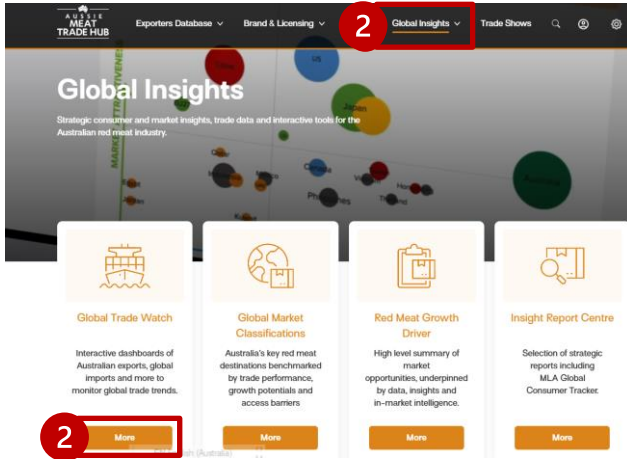
OFFAL EXPORTS DASHBOARD

Found on Aussie Meat Trade Hub, this dashboard provides data visualisation of Australian beef offal exports¹ to key markets. This document is a high-level step by step overview on how to use the dashboard, with an example on how to use the dashboard for analysis.



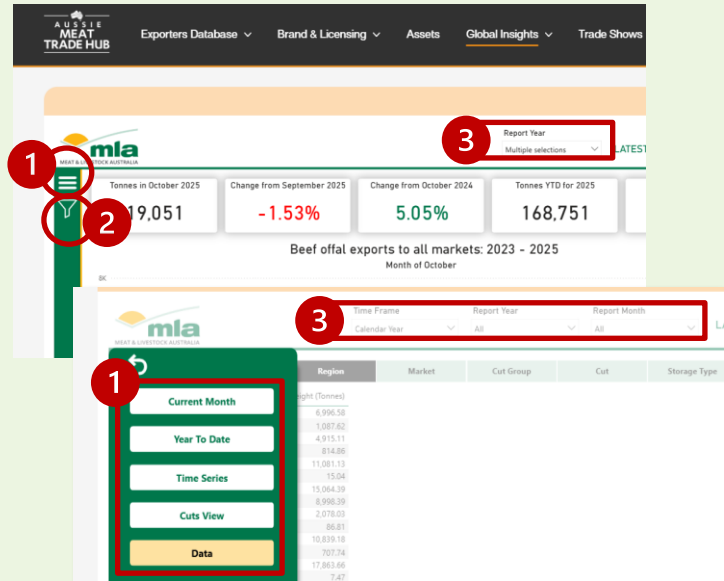
1 How to access the dashboard

1. Log in to the Aussie Meat Trade Hub²
2. From the top navigation menu to navigate to 'Global Insights' and select 'Global Trade Watch' from drop down or use quick navigation and click 'More' under 'Global Trade Watch'
3. Click on 'Australian beef offal exports dashboard'



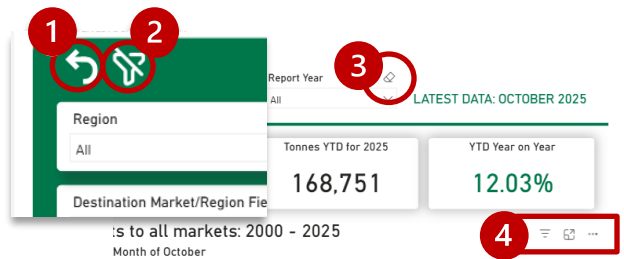
2 How to use the dashboard

1. Select the stacked icon to pick a chart view:
 - Current month (comparison by years)
 - Year to date (comparison by years)
 - Time series (monthly)
 - Cuts view (monthly)
 - Data (data table)
2. Select the filter icon to adjust the information you want to view:
 - Region
 - Destination Market/Region Field
 - Cut Group
 - Bone (Bone-In, Boneless)
 - Storage (Chilled, Frozen)
3. Select the time frame, which differs by chart view (2)



3 Dashboard features

1. Return to the chart view
2. Reset filters
3. Hover and select to clear selection
4. Hover over the top right corner of the chart for more options including exporting data
5. Screenshot using Shift + S + Windows key or the Microsoft Snipping tool



Notes: ¹ Australian producers, processors and exporters can access Global Trade Watch by signing up and logging in the site

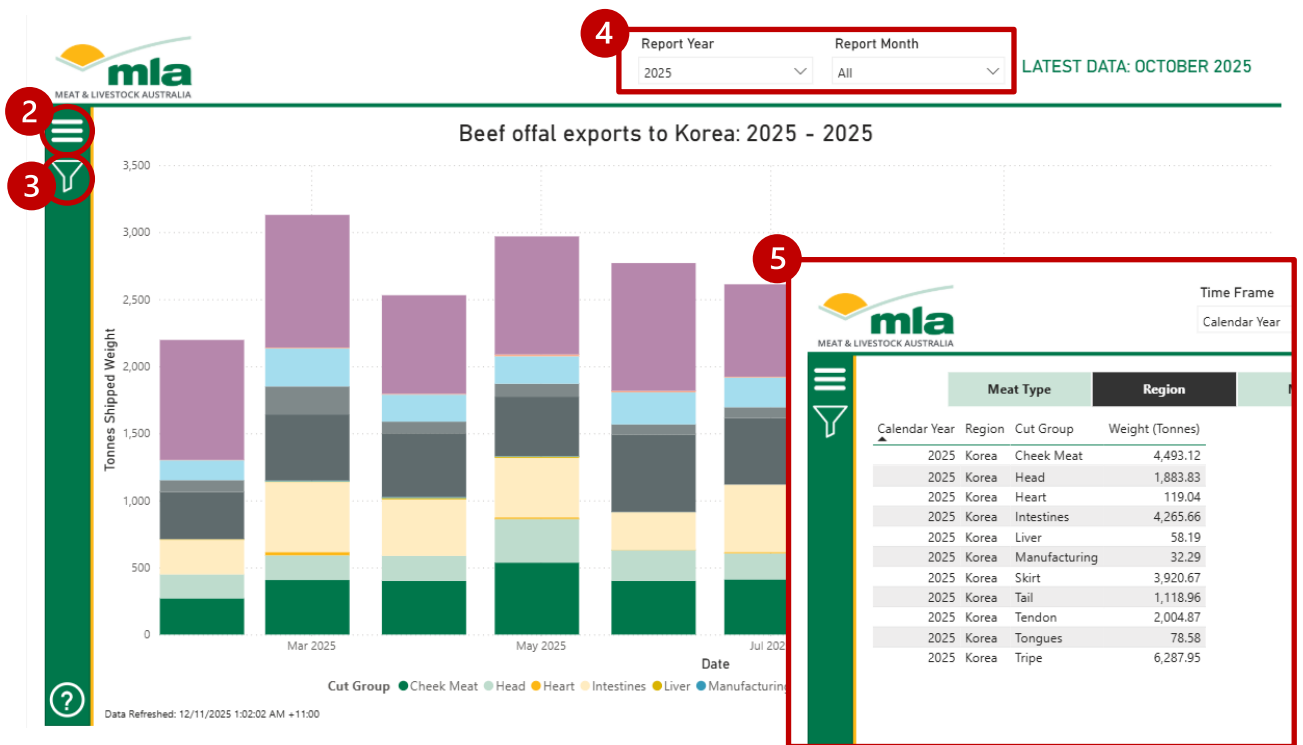
ANALYSIS REPORT EXAMPLE:

Australian offal cuts to Korea



1 Step to Follow

1. Log in to the Aussie Meat Trade Hub and go to Global Insights > Global Trade Watch > Australian beef offal exports
2. Select the Cuts View chart on the left
3. Filter the chart and select:
 - Region = "Korea"
 - Destination Market/Region Field = "Market"
 - Cut Group = "All"
 - Bone = "All"
 - Storage = "All"
4. Select the Report Year as "2025" and Report Month as "All"
5. Select the Data view on the left (2) and ensure "Region" and "Cut Group" are enabled



Click here to visit

Global Insights

on Aussie Meat Trade Hub

to follow along with the example above
or check out more insights and resources

ANALYSIS REPORT EXAMPLE:

Australian offal exports in Korea and other key destination markets

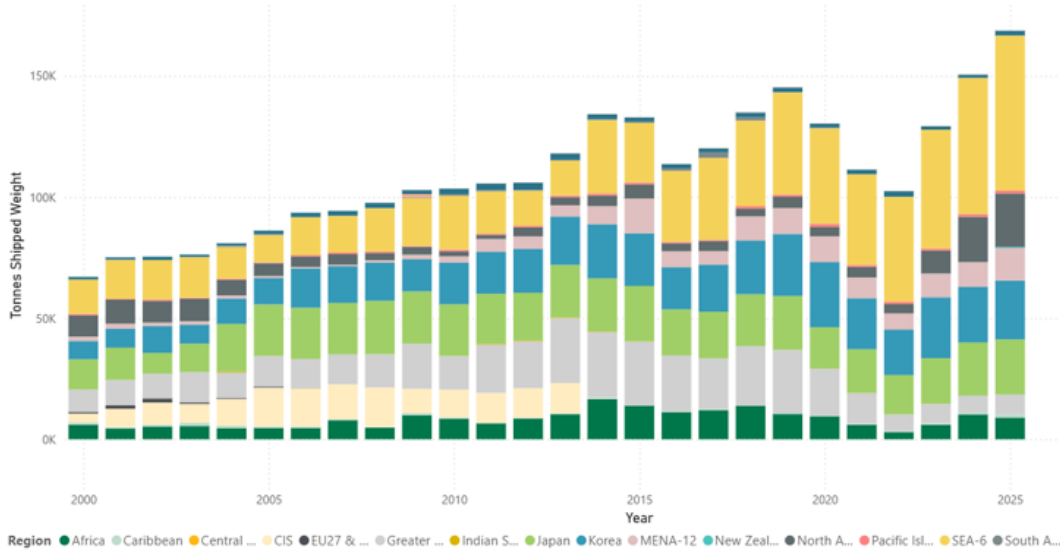
2 Analysis Report Example

Australian beef offal exports to Korea

Objective of the report: Compare Australian offal exports to Korea, including trends and cuts, between 2020 and 2025.

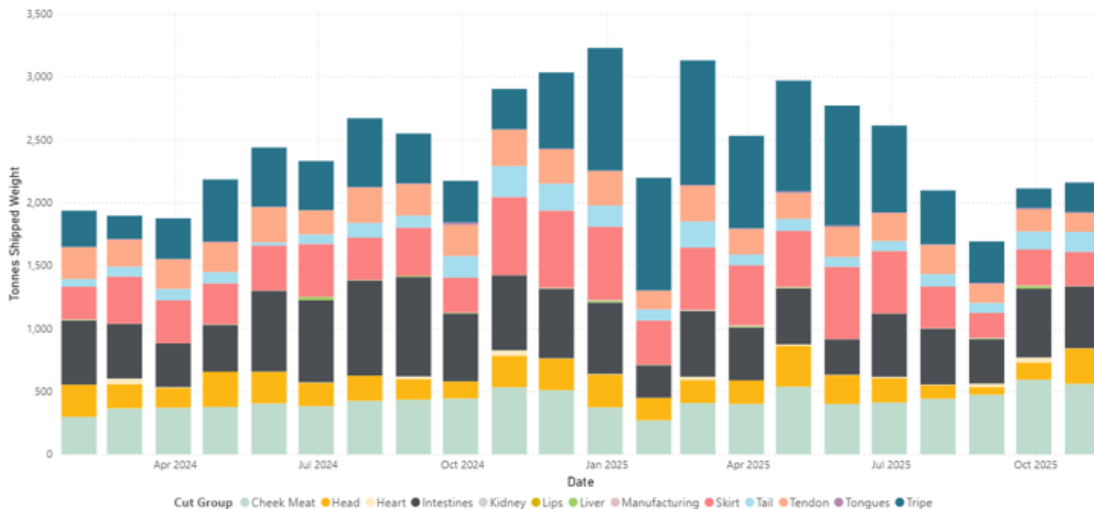
Key findings (as of YTD October 2025)

Beef offal exports to all markets: January To October



- Korea is one of Australia's top 3 markets for beef offal, alongside Japan and South-East Asia.
- Korea's volume share of total Australian offal exports declined slightly by 0.3%, making up 12% of Australian offal exports in 2025.

Beef offal exports to Korea: 2024 - 2025



EXAMPLE ONLY

ANALYSIS REPORT EXAMPLE:

Australian offal exports in Korea and other key destination markets

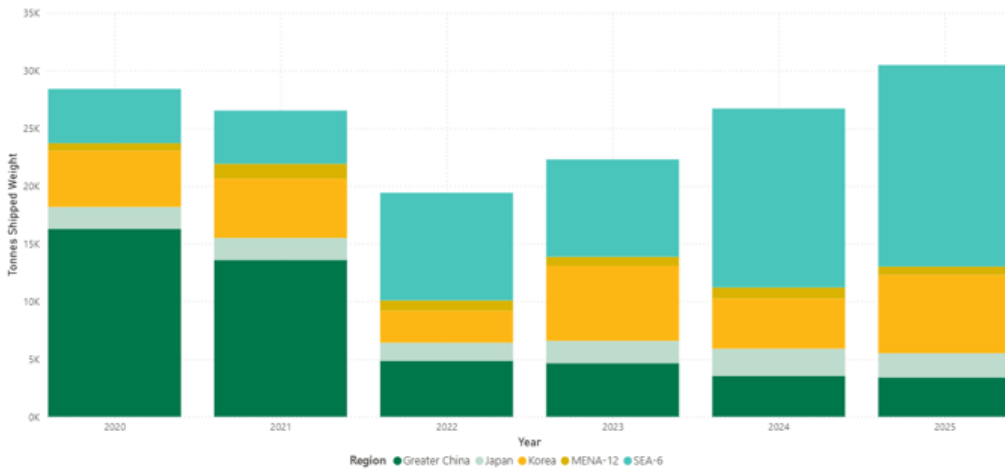


2 Analysis Report Example

- Monthly offal volumes to Korea show high volatility between 2020 and 2025 but Australian offal volumes continue to average around 28,000 tonnes shipped weight (swt) every year, indicating stable demand despite monthly spikes and dips.
- Korea imports a diverse portfolio mix of offal cuts from Australia.
- Demand in popular cuts like tripe has softened in late half of 2025, due to greater competition with other suppliers.
- Share of other cuts like tail, head and cheekmeat has increased, partially offsetting the lower tripe volumes.

Offal items in key destination markets

Tripe, Boneless beef offal exports to all markets: January To November

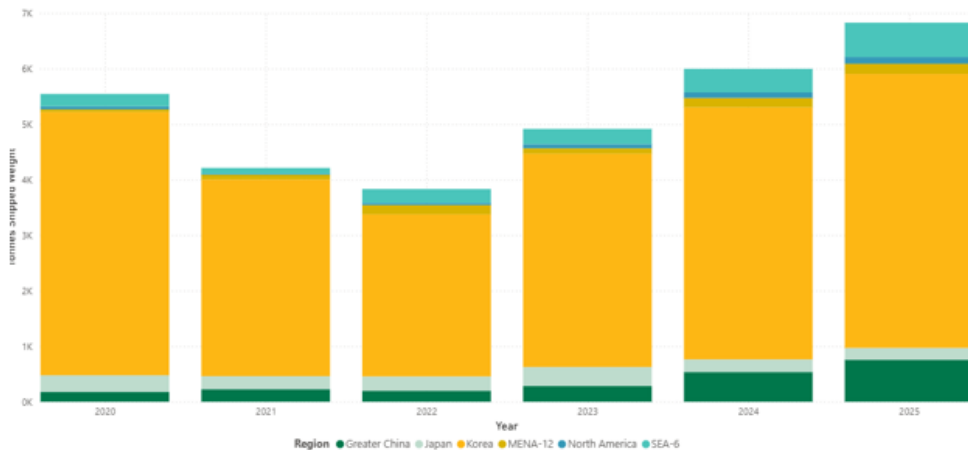


Data Refreshed: 3/12/2025 1:55:18 PM +11:00

Source: DAFF

- Tripe: Demand from Greater China and Japan has remained stable in recent years. However, exports to SEA-6 have increased substantially since 2024, intensifying competition among key markets.

Cheek Meat, Boneless beef offal exports to all markets: January To November



Data Refreshed: 3/12/2025 1:55:18 PM +11:00

Source: DAFF

- Cheek meat: Korea continues to be the top destination, but shipments to Greater China and SEA-6 are growing.

EXAMPLE ONLY